

## Smart Global Government Bond ETF

### Fund update for the quarter ended 30 June 2025

This fund update was first made publicly available on 28 July 2025.

### What is the purpose of this update?

This document tells you how the Smart Global Government Bond ETF has performed and what fees were charged. The document will help you to compare the fund with other funds. Smartshares Limited prepared this update in accordance with the Financial Markets Conduct Act 2013. This information is not audited and may be updated.

### Description of this fund

The Smart Global Government Bond ETF is designed to provide returns (before tax, fees and other expenses) consistent with the Bloomberg Global Aggregate Treasuries (Scaled) Total Return Index (100% NZD Hedged).

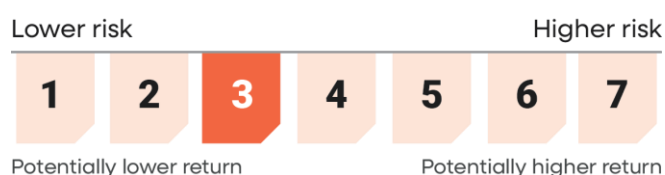
The Index is comprised of sovereign debt of investment grade countries, including both developed and emerging markets. The

investment manager is BlackRock Investment Management (Australia) Limited. The currency exposure is hedged to the New Zealand dollar.

|                           |               |
|---------------------------|---------------|
| Total value of the fund   | \$601,735,894 |
| The date the fund started | 29 June 2023  |

### What are the risks of investing?

#### Risk indicator for the Smart Global Government Bond ETF<sup>1</sup>



The risk indicator is rated from 1 (low) to 7 (high). The rating reflects how much the value of the fund's assets goes up and down. A higher risk generally means higher potential returns over time, but more ups and downs along the way.

To help you clarify your own attitude to risk, you can seek financial advice or work out your risk profile at [sorted.org.nz/tools/investor-profiler](https://sorted.org.nz/tools/investor-profiler).

Note that even the lowest category does not mean a risk-free investment, and there are other risks that are not captured by this rating.

This risk indicator is not a guarantee of a fund's future performance. The risk indicator is based on the returns data for 5 years to 30 June 2025. While risk indicators are usually relatively stable, they do shift from time to time. The risk indicator will continue to be updated in future fund updates.

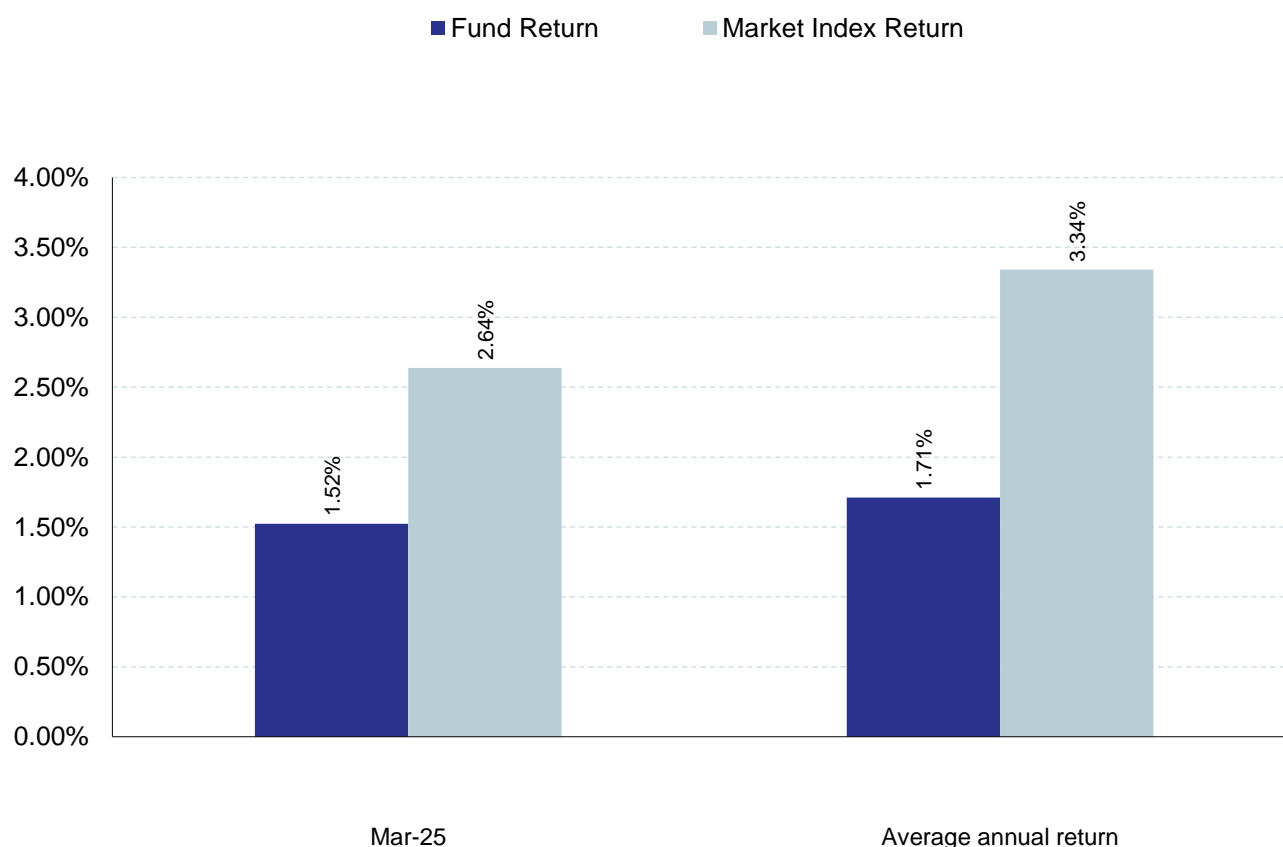
See the Product Disclosure Statement for the Smart Exchange Traded Funds – Core Series for more information about the risks associated with investing in this fund.

## How has the fund performed?

|  | Past year |
|--|-----------|
| <b>Annual return</b><br>(after deductions for charges and tax)                   | 2.58%     |
| <b>Annual return</b><br>(after deductions for charges but before tax)            | 3.57%     |
| <b>Market index annual return</b><br>(reflects no deduction for charges and tax) | 4.11%     |

The market index annual return is based on the annual return of the Bloomberg Global Aggregate Treasuries (Scaled) Total Return Index (100% NZD Hedged). Additional information about the market index is available in the 'Other Material Information' document on the offer register at [disclose-register.companiesoffice.govt.nz](https://disclose-register.companiesoffice.govt.nz).

### Annual return graph



This shows the return after fund charges and tax for each year ending 31 March since the fund started. The last bar shows the average annual return since the fund started, up to 30 June 2025.

**Important:** This does not tell you how the fund will perform in the future.

Returns in this update are after tax at the highest prescribed investor rate (PIR) of tax for an individual New Zealand resident. Your tax may be lower.

## What fees are investors charged?

Investors in the Smart Global Government Bond ETF are charged fund charges. In the year to 31 March 2025 these were:

|  | % per annum of fund's net asset value |
|--|---------------------------------------|
| <b>Total fund charges</b>                          | 0.30%                                 |
| Which are made up of:                              |                                       |
| <b>Total management and administration charges</b> | 0.30%                                 |
| Including:   |                                       |
| Manager's basic fee                                | 0.30%                                 |
| Other management and administration charges        | 0.00% <sup>2</sup>                    |

Investors may also be charged individual action fees for specific actions or decisions (for example, withdrawing from or switching funds). See the Product Disclosure Statement for the Smart Exchange Traded Funds – Core Series for more information about those fees.

The fees set out above include GST where applicable.

Small differences in fees and charges can have a big impact on your investment over the long term.


## Example of how this applies to an investor

Tara had \$10,000 in the fund at the start of the year and did not make any further contributions. At the end of the year, Tara received a return after fund charges were deducted but before tax of \$357 (that is 3.57% of Tara's initial \$10,000). This gives Tara a total return after tax of \$258 for the year.

## What does the fund invest in?

### Actual investment mix

This shows the types of assets that the fund invests in.



### Target investment mix

This shows the mix of assets that the fund generally intends to invest in.

| Asset Category               | Target Asset Mix |
|------------------------------|------------------|
| Cash and cash equivalents    | -                |
| New Zealand fixed interest   | -                |
| International fixed interest | 100.00%          |
| Australasian equities        | -                |
| International equities       | -                |
| Listed property              | -                |
| Unlisted property            | -                |
| Commodities                  | -                |
| Other                        | -                |

## Top 10 investments

| Name                                   | % of fund's net asset value | Type                         | Country       | Credit rating (if applicable) |
|--|-----------------------------|------------------------------|---------------|-------------------------------|
| US TREASURY N/B 4.50% 15/04/2027       | 3.36%                       | International fixed interest | United States | AA+                           |
| US TREASURY N/B 3.625% 31/05/2028      | 1.99%                       | International fixed interest | United States | AA+                           |
| US TREASURY N/B 4.25% 28/02/2029       | 1.40%                       | International fixed interest | United States | AA+                           |
| JAPAN (5 YEAR ISSUE) 0.40% 20/09/2028  | 1.30%                       | International fixed interest | Japan         | A+                            |
| JAPAN (10 YEAR ISSUE) 0.80% 20/09/2033 | 1.26%                       | International fixed interest | Japan         | A+                            |
| US TREASURY N/B 4.00% 31/07/2030       | 1.01%                       | International fixed interest | United States | AA+                           |
| US TREASURY N/B 4.00% 15/02/2034       | 0.99%                       | International fixed interest | United States | AA+                           |
| US TREASURY N/B 4.125% 31/08/2030      | 0.96%                       | International fixed interest | United States | AA+                           |
| JAPAN (5 YEAR ISSUE) 0.30% 20/06/2028  | 0.92%                       | International fixed interest | Japan         | A+                            |
| JAPAN (20 YEAR ISSUE) 1.50% 20/09/2043 | 0.86%                       | International fixed interest | Japan         | A+                            |

The top 10 investments make up 14.05% of the fund's net asset value.

## Currency hedging

As at 30 June 2025 the fund's exposure to assets denominated in foreign currencies was 99.89%, of which 100.00% was hedged. This means the fund's unhedged foreign currency exposure was 0.00% of the net asset value of the fund. See the current Statement of Investment Policy and Objectives on the scheme register at [disclose-register.companiesoffice.govt.nz](https://disclose-register.companiesoffice.govt.nz) for more information on the fund's currency hedging strategy.

## Key personnel

This shows the directors and employees who have the most influence on the investment decisions of the fund:

| Name                           | Current position                       | Time in current position | Previous or other current position                    | Time in previous or other current position |
|--------------------------------|--|--------------------------|---|--|
| Guy Roulston Elliffe           | Director                               | 9 years and 7 months     | Corporate Governance Manager - ACC (current position) | 10 years and 2 months                      |
| Stuart Kenneth Reginald Millar | Chief Investment Officer - Smartshares | 6 years and 1 month      | Head of Portfolio Management - ANZ Investments        | 6 years and 4 months                       |
| Anna Lennie Scott              | Chief Executive Officer - Smartshares  | 1 year and 9 months      | Chief Operating Officer and Director - Hobson Wealth  | 5 years and 2 months                       |
| Alister John Williams          | Director                               | 9 years and 7 months     | Investment Manager - Trust Management                 | 5 years and 4 months                       |

## Further information

You can also obtain this information, the Product Disclosure Statement for the Smart Exchange Traded Funds – Core Series, and some additional information from the offer register at [disclose-register.companiesoffice.govt.nz](https://disclose-register.companiesoffice.govt.nz).

## Notes

- 1 Market index returns (as well as actual returns) have been used to complete the risk indicator, as the fund has not been in existence for 5 years. As a result, the risk indicator may provide a less reliable indicator of the potential future volatility of the fund. The risk indicator for the fund uses 3 years of market index returns.
- 2 These charges refer to the normal fund operating costs that are charged to the fund. For disclosure purposes, supervisor, audit and legal costs are not included in the manager's basic fee, but are included in the other management and administration charges. Some of these are fixed costs so the amount shown can range from 0% up to the total fund charges depending on the total value of the fund.